

300426

2016-095



A

1 A 2015
12 30 2016 1 15
2016 2016 1 28
A
A 2015 12 31
2016 2 16 2016

2 3,000.00

3

20.00%

4

90%

90%

5

100,000.00

6

1

2

90%

90%

7

3 —

[2013]43

“

” “

”

8

[2013]110

[2015]31

“

” “

”

2016 1 29

www.cninfo.com.cn

2016-011

2016-012

9

10

.....	VI
.....	1
.....	1
.....	2
.....	5
.....	5
.....	8
.....	8
.....	9
.....	10
.....	10
.....	12
.....	16
.....	16
.....	16
.....	28
.....	29
.....	29
.....	30
.....	30
.....	31
.....	31
.....	31
.....	36
.....	43

A

1.00

A

A

/ / /

IP

Intellectual Property

Zhejiang Talent Television & Film Co., Ltd.

A

300426

2015 2 17

2006 10 30

2011 8 26

16,000

C3-028

322118

010 8202 5868

010 6236 7673

www.tangde.com.cn

investor@tangde.com.cn

2017 4 1

1

2009 9

2011 10

2015 11

2

2014 28,843.85
10,488.88 2013
35.0% 37.7% ¹

108 2009-2013 20.05% ² 2013

2010 2013
2014 296.39 2015 440.69
2014 48.7%

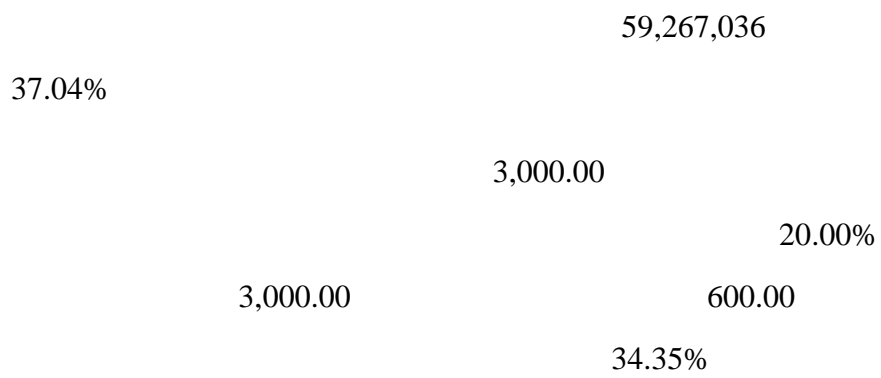
¹ 2014
² 2013-2014

2015 2

A

IP

12



2016

11010519700706****

			(1)
“ ” (2)		2011 1 2011 8	49.39%
		2011 8	37.04%
		2011 1	80.00%
		2011 1	
		2011 1	
		2011 1	
		2011 1	
		2015 7	

		2015 9	
		2011 1	100%
		2011 7	60%
		2011 9	100%
		2011 8	90% 10%
(3)		2011 1	60%

(1)

(2)

(3)

2015 6

37.04%

		/		
	2008/7/4		200	80.00% Ä

24

24

2016 1 28

1

1

100,000.00

3,000.00

20.00%

2

3 A

1.00

2

1

20 20

/ 20 90%

/ 90%

2

3

4

= ×

3

1

36

2

3

/

/

1

2

1

2

3

1

2

3

4

/

/

100,000.00

114,420.00

100,000.00

	12	5
	114,420.00	
	100,000.00	
	2016 3 -2019 2	2016 4 -2018 3

1

1		2017 2
2		2017 4

3		2016 4
4		2016 3
5		2016 4
6		2017 4
7		2017 3
8		2017 2
9		2017 4
10		2016 3
11		2017 3
12		2017 4

2

1		2017 1
2		2017 4
3		2017 3
4	1986	2017 3
5		2016 4

1

2011 3

“

” “

”

2009-2014
17,174.70 28,843.85
10.93% 5,153.20 10,488.88
15.27%

2015 2000-2015
0.718 1.151 2.145
15.412 2020
9%

2

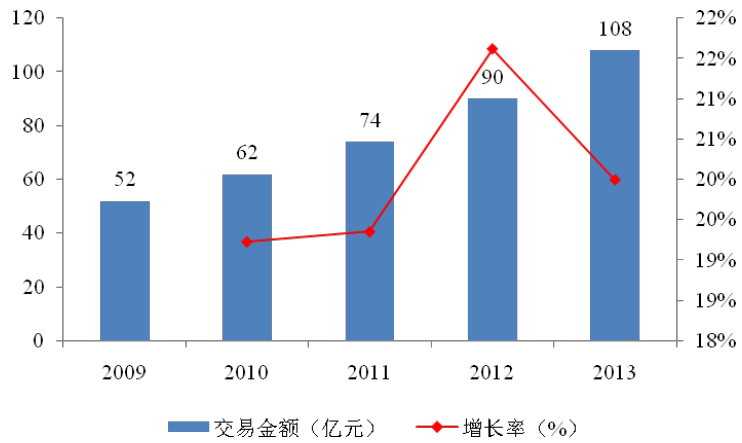
2012-2014 46.06% 2015 1-9
32,263.44 190.06%

1

1

108 2009-2013 20.05% 2013

2009-2013



2013-2014

2011	2012	2013	2014
		14,909	17,668
			15,770
			15,983

2012-2013
 7,000-8,000 ³ 3,000-4,000 ⁴
 20%

2014 3 5
 613 ⁵ 2015 12
 5.04 2014 7,093 73.2%
 6.5 4.05 2014
 9,228 65.4% 9.2 ⁶
 ” “
 2009-2010

³ “2012 24.23 662.20 ”

⁴ 2013 < >
⁵ 2014 3 5

⁶ CNNIC 37

2014 9

2015 4

1

7 “

”

2009 675.82

2014

1,116.19

10.56%

	2009	2010	2011	2012	2013	2014
	675.82	796.59	934.54	1,046.29	1,119.26	1,116.19

2009

2009

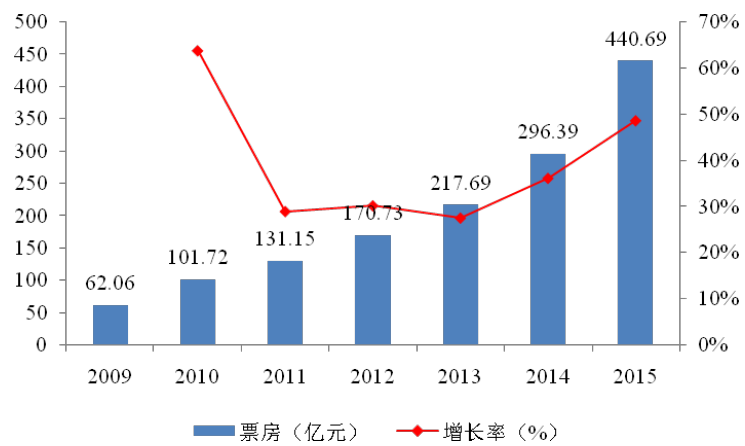
2014 4 15 2014
2015 1 1

“ ”

2

2010				2013
	2014	296.39	2015	440.69
2014	48.7%			
			2012-2015	
	82.73	127.67	161.55	271.36
	48.46%	58.65%	54.51%	61.58%

2009-2015



2009 2010 2011 2011

2012 2013 2013

2014 2014

2015 2015 440

2009

10 2014 66

	2009	2010	2011	2012	2013	2014
	10	17	20	21	32	66

2009 2010 2010 2011

2012 2013 2013

——2013 2014

2015

2009 1,687 4,723

2014 5,158 23,592 25.05% 37.95%

	2009	2010	2011	2012	2013	2014	2015
	1,687	2,000	2,800	3,000	4,143	5,158	-
	4,723	6,256	9,286	13,118	18,195	23,592	31,627

2009 2010 2010 2011
2011 2012 2013
2013 2014 2015
2015 2015 440
2015

3D

IMAX

2009-2015

2.1

12.6

34.80%

	2009	2010	2011	2012	2013	2014	2015
	2.1	2.84	3.68	4.72	6.13	8.3	12.6

2009 2010 2011 2011
2012 2013w -44.173 -1.733 Td <14A40-440438>>BDC» /969280.48 ENCE DISPMS<40467555P5Z0400VIA

	2009	2010	2011	2012	2013	2014
	456	526	558	745	638	618

2009

2010 2010

2011

2011 2012

2013

2013

2013

217.69

2014

2015

2009

19.30%

2014

62.78%⁸

2010

2010 1

2011 3

2014 5

Entertainment LLC		2016			
		2012	2013	2014	2015
1-9			5,653.87	6,389.86	
	8,577.77	7,241.42			

50

LEGEND ENTERTAINMENT INC.

1

3,000.00
3,000.00
34.35%
600.00
20.00%

2015 9
100,000
38.64% 22.54%

“ ”

“ N+X”

“ N”

“ X”

2014 4 15

2014

2015 1 1

, 2016 6 3,000
1

“ ” 5-8

5-8

2016 1 28 Talpa

5-8

6,000 1,000

Talpa

1

	2015 9 15	2015	
2015		2015 6 30	80,000,000
	10	1.20	9,600,000
		10	10
	160,000,000		
	2016 4 29	2015	2015
		16,000.00	10
0.8		1,280.00	
	2015		

2015	9,600,000	54,459,228.32 ⁽¹⁾	17.63%
2015	12,800,000	112,350,107.27 ⁽²⁾	11.39%
	22,400,000	112,350,107.27 ⁽²⁾	19.94%

(1) 2015 1-6

(2) 2015

2

2

1

80%

2

40%

3

20%

3

1

2

1,000

3

4

10%

1	12	50%	5,000
2	12	30%	
5			
6		30%	
7			
1			

$2/3$

2

$2/3$

8

1

2

3

4

10%

9

1

2

3

4

2015 -2017

2013 11 30

3 —

1

2

3

4

2

3

4

5

A

A